



Rule Book

Last Updated September 8, 2019

Contents

Contents

DanceSport Alberta Association	3
Schedule A - Competition Rules	5
Schedule B - Championship Rules	12
Schedule C - The Skating System	14
Schedule D - Selection of Alberta Representative for Canadian Closed Championships	16
Schedule E - Trust Fund Guidelines	19
Schedule F - Definition and Conduct of an Amateur Dancer	20
Schedule G - Dress Code	22
Schedule H - Syllabus for Competitions (All Age Categories)	33
Schedule I - Formation Team Competitions	36
Schedule J - Complaints Committee	36

DanceSport Alberta Association

Know Your Association

DanceSport Alberta Association (DSAB) is the official governing body for amateur DanceSport in Alberta, Saskatchewan, and the North West Territories. We are one of four regions in Canada and belong to the National governing body, Canada DanceSport (CDS). The other three regions include:

- DanceSport British Columbia (DSBC)
- Ontario DanceSport (ODS)
- Danse Sport Québec (DSQ)

Canada DanceSport (CDS) in turn is a full member of the World DanceSport Federation (WDSF), and because of this, receives invitations to the 13 WDSF World Championships each year. They are: Junior, Youth, Adult and Senior in Standard, Latin, and 10 Dance. CDS can send two representative couples to each of the Standard and Latin World Championships, and one representative couple to the 10 Dance Championships. These representatives are chosen at our annual Canadian Closed DanceSport Championships.

Your DSAB registration number is part of the Canadian Registry of Amateur Dancers and is the only one you need to dance at DSAB and CDS sanctioned competitions. Your DSAB registration number, in addition to a WDSF MIN registration number, is required to dance in WDSF sanctioned competitions. Furthermore, WDSF is a fully recognized member of the International Olympic Committee.

DanceSport Alberta Mission Statement

DanceSport Alberta sustains and advances dance and provides regional leadership.

Strategic Plan and Vision

1. DanceSport Alberta will lead the ballroom DanceSport community in Alberta Region (Alberta, Saskatchewan and North West Territories) "the jurisdiction" by providing value to a strong, diverse membership base and encouraging the membership to be responsive to current economic, demographic and participation realities.
2. DanceSport Alberta will represent the interests of its Members through affiliation, communication and co-operation with the Canada DanceSport and regional organizations within Canada.
3. DanceSport Alberta will be accessible to all amateur ballroom standard and Latin dancers through membership and will embrace strategic partnerships on a local, regional and national level to increase visibility, relevance and impact.
4. DSAB will create value for members through strong core services of convening, advocacy and research that have a provincial focus and are frequently evaluated.
5. DSAB will offer tangible benefits to the membership based on timely needs.
6. DSAB is committed to honouring, nurturing and advancing dance through the lens of diversity, inclusion and equal opportunity in all aspects of its programming, services and organization.

DanceSport Alberta aims to

- Establish DanceSport Alberta as the cohesive force between all stakeholders in the sporting activity of competitive ballroom dancing.
- Promote the sport on the strengths of a greater constituency, of the broadest demographic appeal, and of benefits arising from economy of scale.
- Make DanceSport even more global, more ageless, more accessible, and more relevant!

DanceSport Alberta's On-going Activities

DanceSport Alberta remains active in the dance community, with the following on-going activities:

- Competitions
 - ✓ The Northern Lights Classic, holding takes place in Edmonton and features the Edmonton Open and Alberta Closed Championships.
 - ✓ The Alberta Winter Classic takes place in Calgary and features Western Canadian Open Latin and Standard Championships.
 - ✓ The Chinook Dancesport Classic takes place in Calgary and offers all amateur levels.
 - ✓ The Wild Rose Ball takes place in Calgary and offers all amateur levels.
- Provide to schools across Alberta the opportunity to participate in DanceSport Alberta's "Ballroom at School" program.
- Host fundraising events to raise money for competition scholarships and other projects.
- Maintain a registry of all members with a rating of competitive level.
- Sanction and regulate amateur DanceSport competitions and titles for Canada DanceSport sanctioned events as well as general sanctioning and liaising with CDS for National titles namely: The Western Canadian Open Championships and from time to time the Canadian Closed Ten Dance Championships, Canadian Closed Standard and Latin Championships
- Publish an electronic newsletter, Pivotal Times.
- Maintain a website with current rules and regulations (www.dancesportalberta.org).

DanceSport Alberta Association

A Brief History of DanceSport Alberta

In 1989 DanceSport Alberta Association (then known as the Alberta Amateur Ballroom Dancers Association) became the 5th region in Canada to be a part of the Canadian Amateur Ballroom Dancers Association (CABDA). Originally founded in 1979, CABDA is known today as the Canada DanceSport (CDS). The Alberta region joined forces with the other 4 regional associations namely:

- British Columbia: DanceSport British Columbia (DSBC).
- Ontario: Ontario DanceSport (ODS).
- Quebec: Danse Sport Québec (DSQ).
- Atlantic: DanceSport Atlantic Association (DAA).

Note: DanceSport Atlantic dissolved in 2017. The athletes from this region are now part of DanceSport Quebec.

Until 1989, Prairie amateur dancers (AB, SK and MN) had been members of BC's WCABDA (Western Canadian Amateur Ballroom Dancers Association). That year, Alberta dancers formed a separate association: AABDA (Alberta Amateur Ballroom Dancers Association) and at that point the BC dancers became BCDS (British Columbia Amateur Dancers Association). Today BCDS operates under the name DanceSport BC (DSBC) and has jurisdiction over the Yukon region as well as the BC region.

Our Alberta association has become DanceSport Alberta (DSAB) and registers dancers from Saskatchewan and North West Territory as well as Alberta. Meanwhile, Manitoba dancers fall to Ontario's (ODS) jurisdiction.

Alberta has never looked back since that day when those first 20 dancers became a non-profit amateur association.

We have had a few name changes along the way which reflect the changing face of DanceSport in the World. The AABDA (Alberta Amateur Ballroom Dancers Association) became AASDA (Alberta Amateur Sport Dancers Association) in 1990, then the, AADA (Alberta Amateur DanceSport Association) in 1999, and finally settled on DanceSport Alberta Association (DSAB) in January of 2001.

Past DSAB Presidents

DanceSport Alberta has had 14 presidents since its inception:

- 1988 - 1989: Alex Slack
- 1989 - 1990: Lawrence Ardern
- 1990 - 1991: Cliff Fullerton
- 1991 - 1994: Chris Jensen
- 1994 - 1995: Grace Jefferies
- 1995 - 1997: Bob Green
- 1997 - 1999: Ed Jurewicz
- 1999 - 2000: Colin Gill
- 2000 - 2005: Grace Jefferies
- 2005 - 2009: Jim Jenkins
- 2009 - 2011: Eric Gooden
- 2011 - 2013: Theresa Jenkins
- 2013 - 2015: Christian Arsenault
- 2015 - 2019: Wayne Backer
- 2019 - : Megan Sawchuk

Schedule A - Competition Rules

RULE 1: APPLICATIONS

- 1.01 These rules apply to all DanceSport Alberta Dancers irrespective of level and cover the following:
- International Style Standard and Latin American;
 - American Style Smooth and Rhythm.
- 1.02 These rules apply to Non-Championship competitions, and are to be used as a guide to cover Championship issues not discussed in SCHEDULE B. In the case of Championship events, the rules described in SCHEDULE B - Championship Rules apply, and SCHEDULE B rules are used as a guide in Non-Championship issues not discussed in SCHEDULE A.
- 1.03 Definitions:
- Amateur:** An amateur dancer is one who fits the definition and observes the code of conduct as per Schedule F.
 - Competition:** A competition is a judged comparison of two (2) or more couples to determine the best all round couple in the dance or dances specified for that competition.
 - Exhibition:** An exhibition is a one (1) couple dance demonstration that is not judged.
 - Show Dance or Solo Competition:** A Show Dance or Solo Competition is a one (1) couple dance performance choreographed to music chosen by the couple that is judged on a point system usually based on 100 points. These marks are then compared to those of other contestants or simply a marking standard for a final ranking of contestants.
 - Round:** A Round is a designation for subsections of a competition used to qualify couples to advance to the final of that competition. Should a competition have an entry exceeding 8 couples, subsections or qualifying rounds of that competition are run. In each round no less than 1/2 the total number of couples are selected via "callbacks" to move forward into the next round. This process continues until the final 6-8 couples are selected. Thus we can have, for instance, a 1st round, 2nd round, 3rd round or quarter (¼) final, 4th round or semi (½) final and 5th round or final. Number of rounds in total for one competition can increase or decrease depending on entries.
 - Heat:** A heat is a designation for subsections of rounds. Rounds will be subdivided into Heats when there are too many couples in a round (more than 12) to comfortably dance on the floor in one group. Heats compete against each other and are not separate competitions unto themselves. For championship level the system of randomized heats is used. Heats may also be used for the semi-final at Championship level (at the discretion of the chair)
 - Event:** An Event is a group of competitions and may refer to the entire group of competitions run over one or more days or a group of competitions that run on the floor at the same time but are judged individually. Note: Often the words **Event** and **Competition** are used interchangeably but for the purposes of this document the definitions will be as stated. Other DanceSport rules may use them differently due to the idiosyncrasy of the English language.
 - Sanctioned:** A sanctioned competition is any competition that follows the rules and regulation of DSAB, and is officially approved by a motion of the DSAB executive. Organizers of competitions in the DSAB Region must request that DSAB sanction their competitions in order for them to be recognized by affiliates of CDS and WDSF.
 - Rated:** This awards status to the competitors in the different levels and rankings to the championship or open class. Ratings are applied to any sanctioned competition.
 - A minimum number of entries per level must be attained for a rating to occur (see Rule 4).
 - A rated competition outside of the DSAB Region does not require sanctioning by DSAB.
 - Any competition recognized (sanctioned) by WDSF, CDS, and / or DSAB is rated.
 - Rated competitions may be sanctioned by other recognized regions of CDS and affiliates of WDSF.
 - Level or Class:** Levels or Class can be used interchangeably to describe the proficiency a competitor has attained through competition. i.e. "Bronze" is a competitive Level or Class that denotes a competitor's skills.
 - Status:** Status describes how close a competitor is to graduating from one Level to another as determined from a rated competition. i.e. If a competitor has 2 points in Bronze, that is his / her status towards the 5 point requirement to graduate to Silver.
 - Win:** For the purposes of classifying competitors, a "win" refers to placing first in a competition with a minimum of five couples and can be worth 1 or 2 points depending on the number of couples in the competition.
 - Grade:** Grade designates the geographical Classification of a competition. National (Canadian Open or Closed) and Provincial (Alberta Open or Closed), are Grades of competition.
 - Block A and B:** Block A and B designates a grouping of dances offered within a level that will be judged together to determine the overall winner. Block A in Bronze Latin could be the ChaCha and Jive and Block B could be Samba and Rumba. Both groupings would be offered at the Bronze level. However only Block A would assign graduating points and Block B would be considered a "Special Competition".
 - Repechage System:** Repechage System is a system of recalling couples from the 1st round to the 2nd round that allows those couples destined to be eliminated a second chance to be looked at by the judges. Typically in a 1st round, 2/3 of the couples needed for the 2nd round would be recalled then a 2nd dancing (known as the repechage round) of the remaining couples would occur out of which the balance 1/3 number of couples would be chosen to move forward to that 2nd round.

Schedule A - Competition Rules

RULE 2: REGISTRATION OF AN AMATEUR DANCER

- 2.01 Residents of Alberta, Saskatchewan and Northwest Territories must be registered with DanceSport Alberta (DSAB), which will affirm that they are amateurs as defined by DanceSport Alberta, Canada DanceSport, and the World DanceSport Federation.
- 2.02 In an interregional or international partnership, if one in the partnership qualifies for DSAB membership then the other partner may apply for DSAB membership providing they do not hold membership concurrently in another region or Association and have cancelled or transferred any previous amateur memberships. Note: International partnerships must heed carefully the residency requirements should they wish to participate in the Canadian Closed Competitions (CCCs). See Schedule B Rule 7.4.
- 2.03 Should a DSAB member enter into an interregional or international partnership and wish to represent an Association other than DSAB, they must submit written notification of this intention.
- 2.04 DSAB members who wish to compete at any level must also be registered with CDS. (i.e. have a CRAD #) This is reflected in the current DSAB competitor membership fee and is not an additional charge.
- 2.05 New Member Dancers must register a minimum of 2 weeks prior to any competition since the Board must approve all new memberships.
- 2.06 All competitors in a sanctioned event must be registered. A dancer competing for the FIRST time and at Newcomer level only in either discipline is granted a one-time deferment of paying the DSAB membership fee for that competition only. They are still required to fill in the registration form.

RULE 3: AGE CLASSIFICATION

- Juvenile I: has reached their 9th birthday or less in the calendar year.
- Juvenile II: has reached their 10th or 11th birthday in the calendar year.
- Junior I: has reached their 12th or 13th birthday in the calendar year.
- Junior II: has reached their 14th or 15th birthday in the calendar year.
- Youth: has reached their 16th, 17th, or 18th birthday in the calendar year.
- Under 21: has reached their 16th, 17th, 18th, 19th or 20th birthday in the calendar year.
- Adult: has reached their 19th birthday or more in the calendar year.
- Senior I: one of the partners has reached their thirty-fifth (35th) birthday or more in the calendar year and the other partner has reached at minimum their thirtieth (30th) birthday or more in the calendar year.
- Senior II: one of the partners has reached their forty-fifth (45th) birthday or more in the calendar year and the other partner has reached at minimum their fortieth (40th) birthday or more in the calendar year.
- Senior III: one of the partners has reached their fifty-fifth (55th) birthday or more in the calendar year and the other partner has reached at minimum their fiftieth (50th) birthday or more in the calendar year.
- Senior IV: one of the partners has reached their sixty-fifth (65th) birthday or more in the calendar year and the other partner has reached at minimum their sixtieth (60th) birthday or more in the calendar year.

Combining two age groups together, such as Juvenile I & II and Junior I & II in one class, is optional.

Youth couples are allowed to participate in adult competitions.

In all age groups, one partner of a couple can belong to a younger age-group, except for Senior I through IV.

Schedule A - Competition Rules

RULE 4

4.01 STATUS AND LEVEL CLASSIFICATION. The amateur dancer (International or American Style) is one whose status is determined by the method outlined in Rule 4.02 and whose level falls into one of the following classifications: Newcomer, Pre-Bronze, Bronze, Silver, Gold, Pre-Championship or Championship.

- a. Level and status are applied separately to Standard, Latin, Smooth and Rhythm competitions.
- b. In the case of Combined events (equal number of Standard & Latin or Smooth & Rhythm dances), the level of higher classification governs for entrance eligibility.
- c. Placing in Combined or Special events does not affect status.
- d. Newcomer, Pre-Bronze, Bronze, Silver and Gold competitions are restricted to the appropriate Syllabus figures as set out in Schedule H. Competitors who dance figures that are from a higher level, or which are not included in the syllabus, may be disqualified. See Penalties and Disqualification. Rule 4.4.
- e. If a competitor wishes to compete in International style and has already competed in North American style, then the dancer must dance at an equivalent level or higher. See equivalence table below.

North American Style	equivalent	International Style
Inter - Assoc. Bronze		Newcomer
Bronze		Pre-Bronze
Inter- Assoc. Silver		Bronze
Silver		Bronze
up to Open Gold		Silver

- f. A dancer may dance one level higher than his / her recognized rated level, but may not dance below his / her recognized rated level.
- g. An individual may compete in up to two different age groups with different partners, provided always that they qualify for those age groups as described in Rule 3.
- h. Note of clarification: For competitions held outside of the jurisdiction of DanceSport Alberta, competitors are advised to consult the governing rules, age definitions and restrictions of the jurisdiction holding those events.
- i. At Championship level, dancers may not compete with more than one partner in the same discipline (Standard, Latin, Smooth, Rhythm) at an event.

4.02 ADVANCEMENT OF LEVEL.

- a. Points are awarded in any sanctioned competition with an entry of 5 couples or more.
- b. One point is awarded to the winning couple in an event with 5-11 couples. Two points are awarded to the winning couple in an event with 12 or more couples.
- c. A competitor is elevated to the next highest level upon earning an aggregate of points as follows:

Newcomer	1 point
Pre-Bronze	5 points
Bronze	5 points
Silver	5 points
Gold	5 points
Pre-champ	5 points

- d. A Newcomer also graduates to Pre-Bronze after dancing in any two events.
- e. A competitor automatically graduates to the next level if he / she wins a competition (with 5 couples or more) in the next higher level regardless of the number of points the competitor has accrued.
- f. If a competitor dances two age categories within the same event, only one rating will be applied, that of the highest win. (Adult Silver, Youth Gold – wins both then, Youth Gold is rated. Gold will become the new level on that competitor's card).
- g. If a competitor dances two age categories at the same level and wins both at the same event he / she will only be awarded points according to one of the competitions. The win awarding the most points will be counted. (For example if a couple wins Senior I Silver and Adult Silver, then they gain points for only one of the wins).
- h. Upon elevation from juvenile to junior; junior to youth, or youth to adult, a competitor will be rated at the same level he / she was rated at in the previous age group, but with no points.
- i. It is the responsibility of the competitor to inform the Rating Secretary or Secretary of any wins received outside of the Region prior to participating in another competition. Note that other regions may have different point systems where couples also accumulate points for 2nd place, 3rd place and dancing in a final, depending on the number of couples originally in the competition. If a dancer accumulates enough points in the other region's system they may require the DSAB member to dance at a higher level for all competitions within that region even though they are still allowed to dance at the lower level within the DSAB region.

Schedule A - Competition Rules

4.03 EXCEPTIONS TO ADVANCEMENT OF LEVEL.

- a. A competitor who has danced in the first round of a Newcomer, Pre-Bronze, Bronze, Silver, Gold, or Pre-Championship Class competition shall, if selected to go forward, be entitled to compete in subsequent rounds of that competition held on a later date even if in the meantime the competitor has lost Newcomer, Pre-Bronze, Bronze, Silver, Gold or Pre-Championship Class status in another competition.
- b. If a competitor has pre-registered for an event, up to 30 days after the graduating win, he / she may still compete at his former level. If a competitor has pre-registered for an event more than 30 days after the graduating win, he / she must inform the organizer and dance at the new level.
- c. No competitor will lose his / her status if he / she wins a competition that is closed to the students of a particular studio, club or school.
- d. In the event of a partnership change, the new partnership may dance at a level that is one level below the highest level attained by either partner, provided that:
 - i. the Rating Secretary or Secretary has been notified in writing of the change in partnership;
 - ii. a minimum of three (3) months has passed since either partner has competed in a rated competition;
 - iii. the new partnership may not dance below the Pre-Bronze level;
 - iv. the above rules do not apply to new partnerships that do not wish to dance below their level.
- e. A competitor who has not competed anywhere for a minimum of four (4) years may apply in writing to the Board for a demotion to a lower level except where the competitor has attained a Canadian Closed Championship Title or been a Canadian Representative to the World Championships.

4.04 PENALTIES AND DISQUALIFICATION. In the categories that are restricted to syllabus figures, competitors who dance figures that are from a higher level, or which are not included in the syllabus may be penalized and / or disqualified as follows:

- a. One adjudicator must act as an invigilator, watching only for syllabus infractions, and not being responsible for calling back couples or placing them in order of merit.
- b. Adjudicators (including the invigilator and non-voting chairperson) observing any infractions must mark a "D" against that couple's number. All "D"s must be transferred to the scrutineer's sheet and pointed out to the Chairperson of Adjudicators, who must warn the couple of their infraction and inform the other adjudicators and the invigilator before the next round.
- c. For a first infraction in a semi-final or earlier round, the couple must receive a warning, but if the infraction is repeated in a subsequent lower round, the couple must not be called back in that dance.
- d. Adjudicators observing any infringement in the final round must place the couple last in that dance and mark "D" beside their number. If a couple receives more than one "D" in any dance, they must be demoted to last overall in that dance. If this occurs in more than one dance, the couple must be disqualified from the competition and receive no placing.
- e. In the case of a tie, the couple with the least infractions shall be placed higher.
- f. If any competitor dances in a competition he / she is not eligible to compete in:
 - i. the couple of which the said competitor is part, shall be disqualified from that competition and will lose all ratings, rights and benefits including championship titles of their placing in that competition;
 - ii. all couples in the final round placing lower than the disqualified couple shall be elevated accordingly in the standings and shall be entitled to all ratings, rights and benefits including championship titles of that elevated placing;
 - iii. the Association's records shall be corrected to reflect the revised ratings, rankings and championship titles.

RULE 5: SYLLABUS FOR COMPETITIONS (All Age Categories)

See Schedule H.

Schedule A - Competition Rules

RULE 6: COMPETITIONS (Specifications and Conduct Of)

6A SPECIFICATIONS FOR COMPETITIONS.

6A.01 A DSAB sanctioned competition requires a full panel of officials and adjudicators. These positions are:

- a. Presiding President;
- b. Chairperson of Adjudicators;
- c. Adjudicators;
- d. Scrutineer;
- e. Master of Ceremonies;
- f. Music Man.

6A.02 Authority and Duties shall be as follows:

- a. Presiding President. Appointed by the DanceSport Alberta (DSAB) for each Event and in attendance in a consultative position.
 - i. duties may be shared by more than one person to allow for competing DSAB officials;
 - ii. should be a senior ranking officer of DSAB or other DSAB Rules' Expert;
 - iii. has authority over all aspects of the sanctioned competitions exceeding that of all other persons, including the organizers and promoters;
 - iv. will field all complaints and deliver solutions in consultation with the Chairperson and Promoter;
 - v. further duties as Schedule B, Rule 16;
 - vi. may accept an honorarium for this position;
 - vii. expenses (Travel, Food (per diem) and accommodation) to be paid by the Promoter.
- b. Chairperson of Adjudicators. Appointed by the Promoter, Approved by DSAB.
 - i. DSAB recommends a non-voting position but will accept a voting chair upon request of the promoter.
 - ii. Must hold the same qualifications as for adjudicators plus a scrutineering certificate.
 - iii. Oversees:
 - a. scheduling of adjudicators (copy of this to be forwarded to the Presiding President);
 - b. inspection of the scrutineer's results sheets;
 - c. ensuring correct tempi of music;
 - d. length of time danced in each dance;
 - e. number of couples on the floor;
 - f. posting of scrutineer sheets for competitor viewing after the event;
 - g. delivering scrutineer sheets to DSAB.
 - iv. Further duties as Schedule B, Rule 17.
- c. Adjudicators. Appointed by the Promoter, Approved by DSAB.
 - i. Adjudicators must be qualified by examination in the type of dance, Standard, Latin, Smooth or Rhythm that they are judging. Qualified by examination shall mean:
 - a. qualification in an association recognized by CDS or recognized by the WDSF as being qualified to judge
 - ii. Where these rules are inconsistent with WDSF rules, WDSF rules will prevail.
 - iii. An invigilator shall be appointed for syllabus-restricted competitions.
 - iv. Names of the adjudicators may be made available prior to the event.
 - v. Further duties as Schedule B, Rule 18.
- d. Scrutineer. Appointed by the Promoter, Approved by DSAB.
 - i. The Skating System of scrutineering shall be used.
 - ii. All scrutineering sheets shall be written in ink.
 - iii. All alterations must be initialed by the scrutineer and the Chairperson of Adjudicators.
 - iv. All scrutineering sheets shall be made available to the competitors following the presentation of awards.
 - v. Further duties as Schedule B, Rule 20.
- e. Master of Ceremonies. Appointed by the Promoter, approved by DSAB.
 - i. See schedule B, Rule 19.
- f. Music Maker. Appointed by the Promoter, Approved by DSAB.
 - i. See schedule B, Rule 21.

Schedule A - Competition Rules

- 6A.03 FLOOR SIZE. The competition floor shall be made of wood unless otherwise approved and shall be no smaller than 35 x 60 feet in dimension.
- 6B CONDUCT OF COMPETITIONS.
- 6B.01 A minimum of three (3) voting judges, one (1) non-voting invigilator (for syllabus-restricted competitions), and one (1) chairperson, is required per competition.
- a. The Chairperson should be non-voting. The Chairperson may be included in the voting panel upon prior approval but this is not recommended.
 - b. The Invigilator must be non-voting.
 - i. The non-voting chairperson may serve simultaneously as the invigilator.
 - ii. Voting judges will also cast invigilation judgments. See Rule 4.4.
 - iii. If it is not possible to have a separate adjudicator for this position then all voting adjudicators must invigilate as well as judge. Not recommended.
 - c. Should a larger voting panel be used, odd numbers of adjudicators must be selected: 3, 5, 7, 9 etc.
- 6B.02 A competition is a judged comparison of two (2) or more couples entered within a specific category based on age, level and style to determine the best all round couple in the dance or dances. Should only one (1) couple be entered, it then becomes an Exhibition event.
- 6B.03 Only one (1) competition shall be run on the floor at a time. Exceptions can be made under the following conditions:
- a. If the competition is not to be rated (has fewer than 4 couples dancing or is not Championship Level) then a second (2nd) competition may be run simultaneously provided the total number of couples on the floor does not exceed eight (8).
 - b. Combinations must be observed as follows:
 - i. Juvenile competitions may dance with Junior Competitions and vice versa and both with Youth competitions.
 - ii. Youth competitions may dance together with Juvenile, Junior, Senior I, II, or III competitions.
 - iii. Senior I, II and III competitions may dance together with Youth or Adult competitions.
 - iv. Combinations not listed are not permitted.
- 6B.04 An Exhibition is one (1) couple entered within a specific category based on age, level and style and is a non-judged demonstration of DanceSport.
- a. Exhibition entries may be run at the organizer's discretion.
 - b. If there are four (4) or fewer couples dancing in a competition, exhibition couples may dance at the same time, up to a total of eight (8) couples on the floor. The organizer must keep the combination of Exhibition levels and Competition levels as closely related as possible.
 - c. The following apply to exhibition couples dancing at the same time as competitions of less than four (4) couples:
 - i. Juvenile Exhibitions may dance with Junior Competitions and vice versa and both with Youth competitions.
 - ii. Youth Exhibitions may dance together with Juvenile, Junior and Senior competitions.
 - iii. Senior Exhibitions may dance together with Youth or Adult competitions.
 - iv. Combinations not listed are not permitted.
 - d. Pro-am (Teacher / Student) competitions may not be run simultaneously or as Exhibitions during an amateur competition.

Schedule A - Competition Rules

6B.05 Dance competitions for all Age categories (Juvenile, Junior, Youth, Adult and Senior are based on):

a. Number of dances per level:

Newcomer	One (1) dance
Pre-Bronze	Two (2) dances
Bronze	Two (2) dances or more
Silver	Three (3) dances
Gold	Four (4) dances
Pre-championship.....	Four (4) dances
Championship.....	Five (5) dances
Senior I Championship	Five (5) dances
Senior II+ Championship	Four (4) dances or more

- i. Should a Block A and B system be offered for Syllabus levels then Block A will be regarded as the rated competition and block B will be considered a Special Event group.
- ii. Competitions involving eight or less couples may be run as a final or include a semi-final at the discretion of the Promoter.
- iii. Competitions involving nine or more couples must have a semi-final.
- iv. In any competition that has a semi-final a maximum of eight couples may be called back for the final round.
- v. The chairperson of judges, in consultation with the organizer and Presiding President shall determine the number of couples who should be elevated to the next round provided always that at least fifty percent (50%) of the competing couples taking part be so elevated.
- vi. In order to qualify for the final of any competition, competitors must dance in all rounds. It is not permissible for a dancer to pass into later rounds of any competition unless the partnership competes in the first and each subsequent round of the contest.
- vii. When competitors are divided into two or more heats at the Championship level, the heats must be randomized for each dance.
- viii. If a competition requires a (¼) quarter final or more rounds then the WDSF Repechage system shall be used for Championship level. This is optional at lower levels.

b. Time allowance and tempi.

- i. The required duration of competition for each dance is a minimum of one and a half (1½) minutes with a maximum of two (2) minutes with the exception of the Paso Doble which will end as a minimum on the 2nd highlight and a maximum on the 3rd highlight.
- ii. The tempi shall be as found in Schedule B Rule 21.05.

c. Results.

- i. For Championship title awards:
 - a. Competitors must accept awards in costume.
 - b. All places in the final shall be presented.
 - c. Awards shall be announced no later than 1 hour after the finish of the last round of the competition.
- ii. The results of Juvenile and Junior competitions shall be announced no later than 10:30 p.m.

d. Dress code. Refer to Schedule G of Rules and Regulations.

RULE 7: DANCESPORT ALBERTA REPRESENTATIVES

7.01 DSAB REPRESENTATIVES FOR ANY PURPOSE.

- a. The DanceSport Alberta Board shall select Dancers invited to represent DSAB.
- b. Any dancer chosen to represent DSAB must be a member in good standing of the Association.
- c. All negotiations for the appearance of DSAB competition dancers in provinces outside DSAB region shall be carried out between DanceSport Alberta Association and the corresponding governing body of the regions concerned. Any DSAB teams intending to accept an invitation to participate in a contest in another region must obtain permission from DSAB, This only applies where competitors or teams are invited as "Representatives of DanceSport Alberta".
- d. All negotiations for the appearance of DSAB dancers as Canadian Representatives in countries outside Canada shall be carried out between CDS and the corresponding governing body of the country concerned. Any DSAB teams appearing as Canadian teams intending to accept an invitation to participate in a contest in another country must obtain permission from CDS. This only applies where competitors or teams are invited as "Representatives of Canada".

7.02 DSAB REPRESENTATIVES AT NATIONAL CHAMPIONSHIPS. Dancers chosen to represent DSAB at the Closed Canadian Championship with a view to representing Canada at an international event must be members of DanceSport Alberta Association as evidenced by a current membership card and entry in the Official master register. Such selection will be made based on SCHEDULE D. Such representatives must possess the required qualifications dictated by CDS. See Schedule B, Rule 7.04.

Schedule A - Competition Rules

RULE 8: RECOGNITION OF TITLES AND CHAMPIONSHIPS

- 8.01 International Championship recognition shall be obtained from the World DanceSport Federation (WDSF).
- 8.02 National Championship recognition shall be obtained from Canada DanceSport (CDS). Rules governing such competitions shall be those laid down by CDS.
- 8.03 DanceSport Alberta Association (DSAB) shall grant Area and Provincial Championship recognition. Rules governing such competitions shall be those laid down by CDS.
- 8.04 All juvenile, junior, youth, adult and senior syllabus, pre-championship and non-title championship competitions shall be governed by the rules laid down by DanceSport Alberta Association (DSAB) (for clarification of what constitutes a titles and non-title event, please contact DSAB).

RULE 9: CLOSED COMPETITIONS AND CHAMPIONSHIPS

- 9.01 NATIONAL EVENTS. The qualification for entry shall be as dictated by CDS.
- 9.02 PROVINCIAL AND AREA EVENTS. Entries shall be restricted to competitors who are residents of Alberta, Saskatchewan, NWT or the area named in the Championship or who qualify as an interregional couple as per Rule 2.

RULE 10: OPEN COMPETITIONS AND CHAMPIONSHIPS

- 10.01 In order for a person to dance in a sanctioned competition he or she must be a member of DanceSport Alberta Association or another amateur association recognized by CDS.
 - a. In Canada: DAA (DanceSport Atlantic Association), DSQ (Danse Sport Québec), ODS (Ontario DanceSport) and DSBC (DanceSport BC).
 - b. In the United States: USABDA and all regional member associations.
 - c. In the World: All WDSF member country associations.

RULE 11: INTERNATIONAL COMPETITIONS

- 11.01 In International contests DanceSport Alberta Association will recognize World DanceSport Federation (WDSF) rules.

RULE 12: UNRESTRICTED COMPETITIONS

- 12.01 These contests may be run with the rules left to the discretion of the promoter and amateur dancers may dance in them without penalty provided the approval of the Executive Committee of DanceSport Alberta Association is obtained in advance.
- 12.02 CLOSED STUDIO COMPETITIONS. Closed studio competitions are those contests which are promoted and run by a specific studio club or school and which are limited to the members of that studio, club or school. Membership must be on an on-going or regular term basis and cannot be a temporary membership specifically for the duration of the competition.

RULE 13: VIOLATIONS OF CONDITIONS AND RULES

- 13.01 The Executive Committee will consider all violations. Disciplinary action where necessary will be in accordance with the Association's rules and regulations (see SCHEDULE J). In the case of non-DanceSport Alberta Association members, the committee will recommend what action should be taken.

RULE 14: FORMATION TEAM RULES (All Age Categories)

See Schedule I.

RULE 15: UPDATING RULES

- 15.01 These rules may be changed from time to time as the Board sees fit in keeping with changes in National and International changes and needs of the Region. It requires a majority vote of the Board to do so.

Schedule B - Championship Rules

Please refer to the Canada DanceSport (CDS) Rule Book (formally the Constitution and Bylaws), Schedule B – Championship Rules, which can be found at:

- Canada DanceSport: www.dancesport.ca

Schedule C - The Skating System

The Skating System

All sanctioned DanceSport competitions must use a certified scrutineer. To become a certified scrutineer a person must pass a 10 question exam with a score of 100%. The exam is based on the skating system of marking printed here in Schedule C.

The skating system of marking was adopted by the Official Board of Ballroom Dancing on January 1st, 1947. It consists of 11 rules, which determine the winner and subsequent places in the final of a dance competition.

1. In all rounds each judge must vote for the number of couples demanded by the Chairman of the Adjudicators.
2. In the final round each judge shall place the competing couples in order of merit in each of the dances.
3. In the final round the judge shall mark his first couple 1, his second 2, his third 3 and so on in each of the dances.
4. A judge must not tie couples for any place of any dance.
5. The winner of a particular dance is the couple who is placed 1st by an absolute majority of the judges; the runner-up is the couple who is placed 2nd or higher by an absolute majority of judges. The remaining places are allocated in a similar way.

All the "place" columns are filled in starting with the "first places" and then the "first and second places" and so on. When a position has been filled, a line is drawn across the remaining place columns.

Example A - Rule 5

No.	Judge					Places						Result
	A	B	C	D	E	1	1&2	1 to 3	1 to 4	1 to 5	1 to 6	
11	1	5	1	1	2	3						1
21	2	2	5	4	1	1	3					2
31	3	3	3	3	3			5				3
41	4	4	2	2	4		2	2	5			4
51	5	1	4	5	5	1	1	1	2	5		5
61	6	6	6	6	6						5	6

6. If more than one couple have a majority for the same position, the couple with the largest majority shall be allocated the position under review, and the couple with the next largest majority, the following position. Thus in Example B (see over), both Nos 22 and 32 have a majority for the "first and second places", but No. 22 has a majority of "four" and No. 32 has a majority of "three". Thus No. 22 is 2nd and No. 32 is 3rd. Similar remarks apply to Nos. 42 and 52 for the 4th and 5th positions.

Example B - Rule 6

No.	Judge					Places						Result
	A	B	C	D	E	1	1&2	1 to 3	1 to 4	1 to 5	1 to 6	
12	1	1	1	4	4	3						1
22	3	2	2	1	1	2	4					2
32	2	5	5	2	2		3					3
42	4	3	4	5	3			2	4			4
52	5	4	3	3	5			2	3			5
62	6	6	6	6	6						5	6

Schedule C - The Skating System

7. If two or more couples have an equal majority for the same position then
- a. the lowest total of marks given by those judges who form the majority shall determine the allocation of the position under review.

Example C - Rule 7(a)

No.	Judge					1	1&2	Places				Result
	A	B	C	D	E			1 to 3	1 to 4	1 to 5	1 to 6	
13	1	1	1	5	5	3						1
23	2	2	5	1	4	1	3(5)					2
33	5	5	2	2	2		3(6)					3
43	3	3	4	6	1	1	1	3(7)				4
53	4	4	3	3	3			3(9)				5
63	6	6	6	4	6				1	1	5	6

The small figures in brackets are the totals of the equal majorities. No. 23 has a total of 5 (2 + 2 + 1), and No. 33 has a total of 6 (2 + 2 + 2). Thus No. 23 is 2nd and No. 33 is 3rd. Likewise, No. 43 has a total of 7 (3 + 3 + 1), making it 4th and No. 53 has a total of 9 (3 + 3 + 3) making it 5th.

- b. If the total marks are also equal, then the next lower place (or places if necessary) in respect of the particular couples concerned, must be included.

Thus in example D (see over), Nos. 24 and 34 were the first couples to obtain a majority for consideration of 2nd place, therefore the 2nd and 3rd places must be allocated to these two couples, and in order to decide who is 2nd the next three columns have to be completed, until No. 24 is placed second under Rule 6. In the event of the two couples having identical remaining marks then the two couples have tied for the 2nd place and the next position to be allocated is 4th.

Example D - Rule 7(b)

No.	Judge					1	1&2	Places				Result
	A	B	C	D	E			1 to 3	1 to 4	1 to 5	1 to 6	
14	2	1	5	1	1	3						1
24	1	2	2	5	5	1	3(5)	3(5)	3(5)	5		2
34	5	6	1	2	2	1	3(5)	3(5)	3(5)	4		3
44	3	3	3	3	6			4				4
54	4	4	4	6	4				4			5
64	6	5	6	4	3			1	2	3		6

8. If no couple receives a majority for the position under review then the next column is filled until at least one couple has a majority. If more than one couple then receives a majority Rules 6 and 7 are applied accordingly. (see Example B, couples No. 42 and 52).
9. When all the dances have been concluded, the order for each dance is then carried to another sheet, showing the position achieved by each couple in each dance. The 1st in each dance shall be given one mark, the 2nd, two marks etc. The winner is the couple with the lowest aggregate.

Example E - Rule 9

No.	Waltz	Tango	Foxtrot	Quickstep	Total	Result
15	2	2	2	2	8	1
25	1	1	1	6	9	2
35	3	3	3	3	12	3
45	4	4	4	1	13	4
55	5	5	5	4	19	5
65	6	6	6	5	23	6

Note that the final winner is the most consistent. Using the method that is used for individual dances couple No. 25 would have been the winner with a majority i.e. 3 first places.

Schedule C - The Skating System

10. If two or more couples have the same aggregate then the following rules apply:
- If the tie is for 1st place the winner shall be the couple who has actually won the greatest number of dances.
 - If two couples tie for 2nd place the prize shall be awarded to the couple who has obtained "second and higher" in the greatest number of dances. If the couples are still tied, then the aggregate of the "second and higher" place marks only, is calculated, according to Rule 9. If there is still a tie then Rule 11 must be applied.
 - If more than two couples tie for 2nd place, Rule 10(b) is used to determine the 2nd placed couple, based on the "second and higher" places. 3rd place is awarded to by applying Rule 10(b) to the "third and higher" places, for the remaining tied couples. This process is continued until all tied couples have been awarded prizes.
 - Similar procedures are used if there is a tie for any subsequent placing.
 - If there is still a tie after Rules 10(a), (b), or (c) have been applied then Rule 11 must be applied. Rule 11 is also applied when none of the tied couples has actually won a place mark (or higher) for the position under review.

Example F - Rule 10(a) and 10(c)

No.	Waltz	Tango	Foxtrot	Quickstep	Total	Result
16	1	1	6	4	12	1
26	2	2	2	6	12	2
36	6	3	1	3	13	3
46	4	4	4	1	13	4
56	3	5	3	2	13	5
66	5	6	5	5	21	6

Nos. 16 and 26 are tied under Rule 9. However, No. 16 has more first places and so is awarded 1st under Rule 10(a). Likewise, Nos 36, 46 and 56 are tied for 3rd. Couple No. 36 has 3 "third and higher" places, with an aggregate of 7, couple No. 46 has 1 placing and couple No. 56 has 3, with an aggregate of 8. Therefore, No. 36 is awarded 3rd place. The two remaining tied couples are now considered for 4th place. Couple No. 46 has 4 "fourth and higher" places, and No. 56 has 3, so No. 46 is awarded 4th and No. 56 is awarded 5th.

11. If after Rules 9 and 10 have been applied the result is still a tie, the marks of the individual dances are grouped together and treated as for an individual dance (Rules 5 to 8). If a tie still results then, the result is a tie for that position. If three or more couples tie for a position under Rule 10 (say 2nd place), Rule 11 is applied to all couples concerned and the best couple is awarded that place. The remaining couples are then considered for the next position (3rd place, in our example), using Rule 10. If and only if they still tie under Rule 10(c), is Rule 11 again applied to these couples.

Example G - Rule 11

No.	Waltz	Final Summary				Total	Result Under Table		
		Tango	Foxtrot	Quickstep	9		10	11	
17	1	1	1	1	4	1			
27	2	2	4	4	12	2=	2=	2	
37	4	4	2	2	12	2=	2=	3	
47	3	3	3	3	12	2=	4		
57	5	5	5	5	20	5			
67	6	6	6	6	24	6			

Nos. 27, 37 and 47 all have the same aggregate for the position under review - 2nd. Under Rule 10 we see who has the most "second and higher" places in the final summary. No. 27 has 2 - W,T (2 + 2 = 4), No. 37 has 2 - F,Q (2 + 2 = 4) and No. 47 has none. Thus, Nos. 27 and 37 still tie under rule 10 for 2nd, and No. 47 is awarded 4th place. Rule 11 is now applied to Nos. 27 and 37 only, to ascertain who is 2nd and who is 3rd.

Schedule C - The Skating System

	Waltz					Tango					Foxtrot					Quickstep				
	A	B	C	D	E	A	B	C	D	E	A	B	C	D	E	A	B	C	D	E
17	1	1	2	5	3	1	2	2	3	4	1	1	2	5	2	1	5	1	5	2
27	2	2	5	2	5	5	3	1	2	2	5	6	3	2	3	3	2	4	2	4
37	3	3	6	3	6	4	4	4	4	1	2	2	5	1	5	2	6	2	6	1
47	4	5	3	1	1	3	1	3	1	3	3	3	1	3	6	5	1	5	1	3
57	5	6	1	4	4	2	5	5	5	5	4	5	4	4	1	6	3	3	4	5
67	6	4	4	6	2	6	6	6	6	6	6	4	6	6	4	4	4	6	3	6

No.	Places						Result
	1	1&2	1 to 3	1 to 4	1 to 5	1 to 6	
27		9	13				2
37		7	10				3

Since 2nd place is being considered, we start by counting the number of "second and higher" places over the four dances taken as a whole. No. 27 has 9 and No. 37 has 7. However, neither has a majority (11); so we must include the "third and higher" places. Now No. 27 has 13 and No. 37 has 10 giving us the places shown above.

Schedule D - Selection of Alberta Representatives for Canadian Closed Championships

Selection of Alberta Representatives For Canadian Closed Championships

1. The calculated ratings are used to determine who is eligible to officially represent Alberta in the Closed Canadian Amateur Championships. These ratings are independently calculated for the Latin and Standard divisions.
2. Points are awarded to DSAB registered couples who reach the final of *DSAB sanctioned Championship or Open* competition as follows:

Placing	Score
1st placed DSAB couple	6
2nd placed DSAB couple	5
3rd placed DSAB couple	4
4th placed DSAB couple	3
5th placed DSAB couple	2
6th placed DSAB couple	1

3. A couple's best three results in the past "rating year" are added together to determine the total rating for the couple. Thus a maximum of 18 points (3 x 6) is possible.
4. The "rating year" is the 12 month period ending with the most recent DSAB sanctioned event.
5. In the event of a tie in the ratings in either division, all events during the last "rating year" shall be used, and the couple with the most points will be the official Alberta representative.
6. If one couple is ranked first in both Standard and Latin divisions:
 - a. then they shall rightfully be the Official representative for both divisions but only receive one scholarship;
 - b. the 2nd scholarship will fall to the couple with the next highest points;
 - c. if two different couples are ranked second in each division, the couple with the most points will win the scholarship;
 - d. if the 2nd place couples tie for points the money will be split.
7. An Official Alberta Representative in Canadian Closed Amateur Championships must accumulate a minimum of six points as described in point two above.

Schedule E - Trust Fund Guidelines

Trust Fund Guidelines

1. Any cash prizes greater than a \$2500 lump sum won by an amateur in any dance competition or donations greater than a \$2500 lump sum received for dance demonstrations or sponsorships greater than \$2500 lump sums shall be placed in a trust fund administered by the Association, and may be used only for dance-related expenses.
2. Any interest earned on money in a trust fund goes to DSAB to cover administration costs.
3. Approved expenses include:
 - a. dance lessons;
 - b. dance shoes;
 - c. competition entry and admission fees;
 - d. travel expenses, meals, and accommodation for participation in out-of-town competitions, training camps, and demonstrations.
4. Funds will be dispersed by the Treasurer on submission of signed receipts. Receipts must be dated and clearly marked as to what they are for.

Schedule F - Definition and Conduct of an Amateur Dancer

Definition and Conduct of An Amateur Dancer

- A. DEFINITION. This definition applies for all DSAB sanctioned competitions and is only superseded by Schedule B, Rule 8.
- A1. Amateurs must maintain amateur status in accordance with the rules and policies of DanceSport Alberta (DSAB).
 - A2. An amateur is one who does not earn a livelihood from participation in DanceSport.
 - A3. An amateur is one who is not a registered professional competitor or certified member of the "Canadian Dance Teachers' Association" Ballroom division or any equivalent professional or professionally run organization.
- B. CONDUCT. An amateur is one who conducts him / herself in accordance with the principles and rules that follow:
- B1. Any prize money (greater than a \$2500 lump sum) paid to amateurs must be paid into a Trust fund administered by DSAB. This money will be reimbursed to the amateur dancer by DSAB upon submission of a receipt indicating a DanceSport related expense. DSAB will hold trust money for a two-year period from the time of receiving it, and if at the end of that time the dancer in question has not requested reimbursement then such money will be turned over to the DSAB general account.
 - B2. During an Event, no amateur shall fraternize with any judge, scrutineer, invigilator or other official or engage in any conduct which might be considered unfair in relation to other competitors, immediately before, during or until the conclusion of the final awards ceremony for their competition. **Note: "Fraternize"** means to associate in a close way that exceeds behaviour consistent with the performance of one's duty, good manners or common courtesy; to engage in substantial communication. **"Competition"** means a single judged comparison of 2 or more couples and not the entire group of competitions that may be run over the entire Event.
 - B3. Amateur competitors will observe the following:
 - B3.01 General Principles of conduct:
 - a. compete fairly at all times;
 - b. observe the rules of DanceSport;
 - c. respect fellow competitors, officials, judges and spectators;
 - d. accept the judges' decisions with dignity;
 - e. reject poor sporting behaviour;
 - f. dance to the best of their ability.
 - B3.02 Specific Principles:
 - a. Competitors must at all times conduct themselves in a civil and sporting manner in competition and practices. Unsporting behaviour includes, but is not limited to: consistently poor floor craft; foul, rude or abusive language in any context; threatening or intimidating conduct; discourteous gestures; unwillingness to marshal; or violent actions of any degree or kind.
 - b. Competitors must not encourage or allow family or friends to hinder the promoter's ability to marshal competitors or manage the competition.
 - c. Competitors must be present one hour prior to the start of the competition for which they are registered. The organizer is not obliged to wait for competitors or to change a previously announced schedule to accommodate competitors' tardiness.
 - d. Competitors must register themselves only in competitions for which they are eligible.
 - e. Competitors must not harass a judge regarding reasons for the marks awarded.
 - f. Competitors must accept all judges' decisions as final; no possibility of appeal will be considered unless a mistake in scrutineering can be proven.
 - g. When competitors take to the floor to participate in a parade or march, they must do so in dance costume, and must not wear a studio or club jacket or robe, or any other inappropriate clothing. When competitors take to the floor to receive a trophy or medal, it is recommended that they do so in dance costume, and not wear a studio or club jacket, robe or any other inappropriate clothing.
 - h. Competitors must not move or remove scrutineer's sheets from the event.
 - i. In the event a competitor is, for whatever reason, unable to attend a competition in which he / she has submitted an entry to compete, it is the responsibility of the competitor to forthwith notify the event organizer prior to the date of the competition of his / her inability to attend and his / her withdrawal from the competition events entered in order to allow the organizer sufficient time to schedule or re-schedule the competition events accordingly.

Schedule F - Definition and Conduct of an Amateur Dancer

B3.03 Competitors found in violation of the Code of Conduct will be subject to disciplinary action, at the discretion of the Board that may include but is not limited to:

- a. a letter of warning or reprimand;
- b. disqualification, which may be immediate, from participation in further competition;
- c. Suspension of non-competitive membership privileges (travel funds, member discounts, member handbook and newsletter);
- d. suspension of competitive license;
- e. revocation of membership;
- f. such further and other action as the nature of the case requires and as the Board or its representative(s) deems advisable or necessary in the best interest of DanceSport.

B3.04 Procedure:

- a. All violations of the Code of Conduct must be reported immediately to a ranking DSAB official;
- b. Reports must be in writing within seven (7) days of the violation and action taken will follow Schedule J: Complaints Committee.

C. REINSTATEMENT.

- C1. A dancer who has infringed the rules governing amateur status and who wishes to be reinstated as an amateur must apply in writing to DanceSport Alberta Association. It is recognized that all interested bodies might be affected. The applicant should make his own arrangements in that direction but DanceSport Alberta Association is willing to assist him or her if DanceSport Alberta Association is in favor of the reinstatement. In this case DanceSport Alberta Association will then communicate in writing with CDS making the recommendation on reinstatement. Should an amateur dancer be reinstated and again breaches amateur status, reinstatement would not be granted a second time. Any applicant who is declined reinstatement by DanceSport Alberta Association may have the right of appeal direct to CDS. Any dancer who has been a professional but who has been reinstated by CDS and subject to a waiting period, if prescribed, shall not be admitted to the Association until the expiry of the waiting period.
- C2. Procedures for re-instatement see SCHEDULE B, Rule 9 - REINSTATEMENT AS AN AMATEUR.

Schedule G - Dress Code

RULE 1: GENERAL RULES

- 1.01 General
1. Costumes have to create Characteristic shape for each discipline (Standard and Latin) (shape area).
 2. Costumes have to cover the intimate parts of the dancers' bodies (intimacy area).
 3. Costumes and make-up have to respect age and level of dancers.
 4. Use of religious symbols as decoration or decoration jewellery is not allowed (this does not apply to personal religious jewellery which would be smaller than 3 cm in diameter).
 5. The Sanctioning Official and / or Chairman of Adjudicators can ask the competitor to remove an item of jewellery or dress if it presents danger to the dancer or to other competitors. For example, an item of jewelry that swings away from the body, as in item #4, would be considered a danger.
- 1.02 Good Taste Rule. Any use of material or colour or construction or other contrivance that gives the appearance of non-compliance with these dress rules, even though there is no breach of the literal wording of these rules, will be a breach of these rules if so determined by the Sanctioning Official and / or Chairman of Adjudicators.
- 1.03 Sanctions. If a couple is not dressed in accordance with this Dress Code and receives a warning from the Sanctioning Official and / or the Chairman of Adjudicators, they have to comply with the regulation or face disqualification IMMEDIATELY BY THE SANCTIONING OFFICIAL AND / OR the CHAIRMAN OF ADJUDICATORS. The Board may impose additional sanctions including suspension from competitions for repeat offenders.
- 1.04 Sanctioning Official. Sanctioning Official shall include an official representative from the Regional Board and / or CDS or WDSF official present at the competition.
- 1.05 In all DanceSport competitions, advertising by up to four sponsors is allowed on competition costumes. The man is allowed to advertise up to three sponsors, and the lady only one sponsor. The size of the advertisements may be no more than 40 square cm for each sponsor. Such advertising may only be displayed and located on the waist, chest, or sleeves.

RULE 2: DEFINITIONS OF TERMS

- (B) Black - means black and midnight blue colour;
- (Bo) Black colour only;
- (C) Any colour - any colour including mixed colours;
- (CnS) Any colour except skin colour;
- (C1nS) One colour except skin colour;
- (IA) Intimacy area - body zones, which have to be covered by non-transparent materials or transparent materials lined with non-transparent materials. If skin colour is used, it has to be SwD. Transparent materials are not allowed in these areas: panty, the area between the hip line and panty line and the breast areas;
- (HL) Hip Line - panties top line (how low), equals straight horizontal line, top of line between buttocks muscles (intergluteal line) must not be visible;
- (LS) Long Sleeves/ed - length to the wrist, rolled up sleeves are NA;
- (NA) Not allowed;
- (NR) No restriction - there are no restrictions in this matter;
- (OA) Only allowed;

Schedule G - Dress Code

- (PL) Panty Line - panties bottom line (how high);
back side - whole buttocks are covered;
in the front - follows line between flexed leg and body;
The distance between HL and PL on the side has to be totally covered with more than 5 cm (greater than 2") of material;

The following illustration shows the minimum degree of coverage required:



The following illustration is an example of a degree of exposure that is not permitted:



- (S) Skin colour - equal to the colour of the dancer's skin during the competition (with tan);
(SA) Shape area - minimum area which has to be covered. Transparent materials are allowed in these areas: the waist, shoulders, back to the waist and sleeves. Any colour is allowed;
(SwD) Skin colour with decoration;
(TOP) Man's Top Opening Point - point, to which top or shirt can be opened equals centre of the belt buckle or centre of the trousers top line;
(W) White colour.

Schedule G - Dress Code

For Female partner:

- Tangas / thongs are NA.
- Skin colours panties are NA.
- Breasts have to be covered.
- Distance between bra cups must be less than 5 cm (less than 2").
- Where stated that two-piece dresses are NA, this refers to a skirt and top where there is a gap of any size between the top and the bottom. A skirt and blouse / leotard is allowed as long as there is no gap showing any skin between the top and bottom when standing still or moving.
- A Float is any material that flows behind the dancer while in motion. A long scarf, sleeves that are not tight against the wrist, material that is attached from sleeve to sleeve or sleeve to shoulder and is not sewn to the basic material of the dress is considered a float.
- Basic material - creates shape of the dress:
 - with light effects (metallic, glitter, sequined, ...);
 - without light effects.
- Decoration - anything fixed on the basic material, hair, skin:
 - with light effects (rhinestones, sequins, beads, pearls, ...);
 - without light effects (feathers, flowers, bows, fringe, lace applications, ribbons, ...);
 - for the male partner, tie clips, studs, cufflinks, buckles are not thought of as decorations.
- Make-up - includes face make-up, artificial tan, artificial nails, and artificial eyelashes.
- Decoration jewellery - jewellery designed to be a part of a dance dress.

RULE 3: JUVENILE DRESS CODE

IMPORTANT NOTE: Rule 1 (General Rules) and Rule 2 (Definition of Terms) apply.

3.01 NEWCOMER, PRE-BRONZE, BRONZE, SILVER, GOLD.

Competition costumes are not permitted at this age group so an even playing field can be maintained for competitors who are growing quickly. Dress clothes are generally permitted as long as they do not start to resemble a costume.

Girls:

Dance Wear:

- leotard with wrap-over skirt or a simple dress;
- one simple circular underskirt is permitted;
- must have sleeves;
- sequins, rhinestones or similar decoration are not permitted;
- no bare midriffs;
- no more than 10 cm above the knee and no longer than 10 cm below the knee;
- the panties of the dress have to cover the underwear.

Colour:

- dresses of a print fabric or solid colour fabric are permitted;
- dresses must be the same fabric throughout;
- combinations of different colour fabrics are not permitted;
- skin colour or see through inserts are not permitted;

Materials:

- materials must not have metallic thread, or be decorated with sequins, lace, diamante rhinestones, fluorescent paint, feathers, fringe, bows or any other similar trimmings;
- any colour except flesh (skin colour).

Shoes:

- block heel only with a maximum height of 3.5 cm;
- high heel shoes are not permitted;
- shoes may be worn with short socks;
- skin colour tights may be worn but mesh tights are not permitted.

Schedule G - Dress Code

Boys:

Dance Wear:

- black trousers, plain white or black long sleeved shirt with black tie or bow tie;
- wing collar or rolled up sleeves are not permitted;
- shirt must be tucked in;
- black pants are permitted to have a satin stripe down the side and / or waist.

Latin Only:

- long sleeved black turtle neck instead of a long sleeved shirt will be permitted;
- black tie or bow tie is optional.

PROHIBITED MATERIALS AND STYLES.

Girls:

Following styles and materials of dresses are not permitted (see APPENDIX 1 and 2 for juvenile styles):

- slash-neck leotard or dress with one sleeve;
- leotard or dress with shoe string straps or straps of any description;
- leotard or dress with straps and body stocking or similar see-through material inserts;
- skirt with feathered trim, fringe, fringe trim, or frills;
- skirt made up of strips;
- skirt with splits up front, back or side;
- sleeveless leotard or dress with frills on shoulder;
- slashed thighs or cut-out bodices front or back;
- bare midriff;
- floats;
- feathers (hair or decoration);
- flowers over 5 cm.

Boys:

NOT PERMITTED

- satin or similar shiny material (except as noted above);
- extra full sleeves.

3.02 JUVENILE PRE-CHAMPIONSHIP and CHAMPIONSHIP – Standard and Latin.

Couples may choose one of the following costume options:

- Competition style outfits are permitted as long as both partners are in costume. In Standard the boy may elect to wear a tailored vest, shirt, tie and trousers instead of a tail suit (see Juvenile Charts).
- No competition style costume provided that both partners follow dress code in Rule 3.01 above.

ALL JUVENILE LEVELS

Girls:

Costume:

- In Latin two piece costumes are not permitted. The top must be attached to the bottom so that the navel area is completely covered.

Shoes:

- block heel only with a maximum height of 3.5 cm;
- high heel shoes are not permitted;
- shoes may be worn with short socks;
- skin colour tights may be worn but mesh tights are not allowed.

Hairstyles:

- Girls: too elaborate hairstyles are not desirable;
- Boys: if the hair is long it has to be worn in a ponytail.

Schedule G - Dress Code







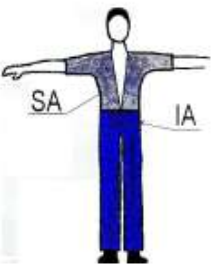
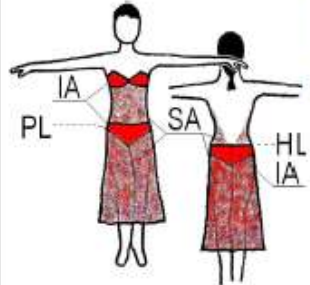
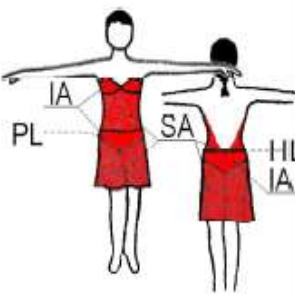


Make Up:

- only moderate amount of makeup is permitted;
- no artificial nails, tan or lashes.

Decorations

- decorations on clothing and shoes are not permitted for girls or boys;
- hair decorations without light effects are allowed for girls (examples: one small flower up to 5 cm, barrettes, ribbons, scrunchies...);
- decoration jewellery is not permitted.

1. PERMITTED DANCE WEAR – Only Allowed

Partner Disc.	Male		Female		
	Standard	Latin	Standard	Latin	
Rule 3.01 Juvenile All levels	W or B LS shirt Bo trousers Bo tie/bow tie 	W or B LS shirt or black turtleneck Bo trousers Bo tie/bow tie- optional 	W blouse leotard or T shirt Bo skirt 	simple CnS dress + panties 	CnS leotard with same colour skirt attached 
	cuts and details – see appendix I		cuts and details – see appendix II		
RULE 3.02 Juvenile Pre Champ & Champ (costume optional)	W LS shirt Bo vest Bo trousers W/Bo tie/bow tie 	C shirt/top CnS trousers 	CnS Competition dress two piece dresses NA 	CnS Competition dress two piece dresses NA Top must be attached to the bottom so that the navel area is covered 	
	B Jacket suit (B trousers B jacket W shirt B tie Or W tail shirt W bow tie) 				
	B Tail suit (B trousers B tails W waistcoat W tail shirt W bow tie) 				

Schedule G - Dress Code

RULE 4: JUNIOR DRESS CODE

IMPORTANT NOTE: Rule 1 (General Rules) and Rule 2 (Definition of Terms) apply.

4.01 NEWCOMER, PRE-BRONZE, AND BRONZE – Standard and Latin.

Competition costumes are not permitted at this age group so an even playing field can be maintained for competitors who are growing quickly. Dress clothes are generally permitted as long as they do not start to resemble a costume.

Girls:

Dance Wear:

- leotard with wrap-over skirt or a simple dress;
- one simple circular underskirt is permitted;
- must have sleeves;
- sequins, rhinestones or similar decoration are not permitted;
- no bare midriffs;
- no more than 10 cm above the knee and no longer than 10cm below the knee;
- the panties of the dress have to cover the underwear.

Colour:

- dresses of a print fabric or solid colour fabric are permitted;
- dresses must be the same fabric throughout;
- combinations of different colour fabrics are not permitted;
- skin colour or see through inserts are not permitted.

Materials:

- materials must not have metallic thread, light effects, or be decorated with sequins, lace, diamante rhinestones, fluorescent paint, feathers, fringe, bows or any other similar trimmings;
- any colour except flesh (skin colour).

Boys:

Dance Wear:

- black trousers, plain white or black long sleeved shirt with black tie or bow tie;
- wing collar or rolled up sleeves are not permitted;
- shirt must be tucked in.
- black pants are permitted to have a satin stripe down the side and / or waist.

Latin Only:

- long sleeved black turtle neck instead of a long sleeved shirt will be permitted;
- black tie or bow tie is optional.

PROHIBITED MATERIALS AND STYLES.

Girls:

Following styles and materials of dresses are not permitted:

- slash-neck leotard or dress with one sleeve;
- leotard or dress with shoe string straps or straps of any description;
- leotard or dress with straps and body stocking or similar see-through material inserts;
- skirt with feathered trim, fringe, fringe trim, or frills;
- skirt made up of strips;
- skirt with splits up front, back or side;
- sleeveless leotard or dress with frills on shoulder;
- slashed thighs or cut-out bodices front or back;
- bare midriff;
- floats;
- feathers (hair or decoration);
- flowers over 5 cm.

Schedule G - Dress Code

Boys:

NOT PERMITTED:

- satin or similar shiny material (except as noted above);
- extra full sleeves.

Decorations:

- decorations on clothing and shoes are not permitted for girls or boys;
- hair decorations without light effects are allowed for girls (examples: one small flower up to 5 cm, barrettes, ribbons, scrunchies...);
- decoration jewelry is not allowed.

4.02 JUNIOR SILVER or GOLD – Standard and Latin.

Couples may choose one of the following costume options:

- Competition style outfits are permitted as long as both partners are in costume.
- In Standard the boy may elect to wear a tailored vest, shirt, black tie and trousers instead of a lounge suit or tail suit (see diagram on next page). (This version is not permitted in Pre Championship and Championship level).
- No competition style costume provided that both partners follow dress code in Rule 4.01

NOTE: Both members of the partnership must either be in costume or both in the dress code described under Rule 4.01 for Juniors above. (Not a mixture of the two dress codes).

Girls:

- pants, jeans, shorts, or jumpsuits are not permitted.

4.03 JUNIOR PRE-CHAMPIONSHIP AND CHAMPIONSHIP - Standard and Latin

Competition style costumes must be worn (see diagram on next page).

ALL LEVELS

Girls:

- In Latin the top of the dress / costume must be attached to the bottom in such a fashion that the naval area is covered.
- High heels are permitted.

Hairstyles and Makeup








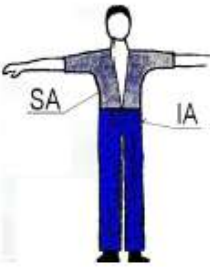
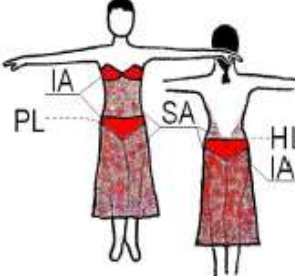
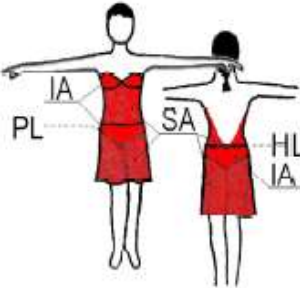
Girls:

- excessive make up is not desirable;
- too elaborate hairstyles are not desirable.


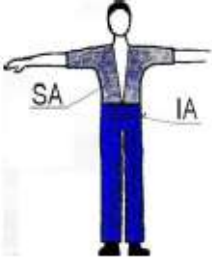
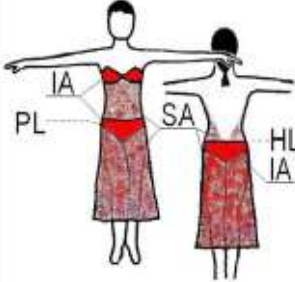
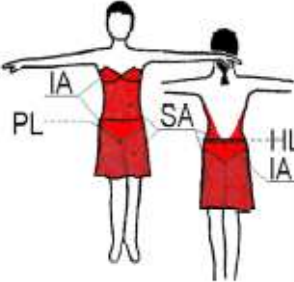
Boys:

- if the hair is long it has to be worn in a ponytail.

Schedule G - Dress Code

1. DANCE WEAR – Only Allowed					
Partner Disc.	Male		Female		
	Standard	Latin	Standard	Latin	
RULE 4.01 Junior-Beginner to Bronze, & RULE 4.02 optional for Junior Silver & gold	W or B LS shirt Bo trousers Bo tie/bow tie 	W or B LS shirt or black turtleneck Bo trousers Bo tie/bow tie-optional 	W blouse leotard or T shirt Bo skirt 	simple CnS dress + panties 	CnS leotard with same colour skirt attached 
cuts and details – see appendix 3		cuts and details – see appendix 4			
RULE 4.02 Junior - Silver & Gold-costume optional	W LS shirt Bo vest Bo trousers W/Bo tie/bow tie  	C shirt/top CnS trousers 	CnS Competition dress two piece dresses NA 	CnS Competition dress -two piece dresses NA -top must be attached to the bottom so that the navel area is covered 	
	B Jacket suit (B trousers B jacket W shirt B tie Or W tail shirt W bow tie)	B Tail suit (B trousers B tails W waistcoat W tail shirt W bow tie)			

Schedule G - Dress Code

<p>RULE 4.03 Junior PreChamp & Champ</p>	 <p>B Jacket suit (B trousers B jacket W shirt B tie Or W tail shirt W bow tie)</p> <p>B Tail suit (B trousers B tails W waistcoat W tail shirt W bow tie)</p>	<p>C shirt/top CnS trousers</p>  <p>SA IA</p>	<p>CnS Competition dress two piece dresses NA</p>  <p>IA PL SA HL IA</p>	<p>CnS Competition dress two piece dresses NA , top must be attached to the bottom so that the navel area is covered</p>  <p>IA PL SA HL IA</p>
---	---	--	--	--

Schedule G - Dress Code

RULE 5: YOUTH, ADULT, SENIOR I-III DRESS CODE

IMPORTANT NOTE: Rule 1 (General Rules) and Rule 2 (Definition of Terms) apply.

5.01 NEWCOMER, PRE-BRONZE, AND BRONZE - Standard and Latin.

Ladies:

Standard and Latin:

- Competition style costumes are not permitted.
- Dress, or skirt and blouse. General shape and modesty areas as per chart.
- Lady's dress material must not be made of, or decorated with sequins, diamante, rhinestones, feathers, fringe, floats or similar decorations.
- Dress or skirt must be between mid-thigh and mid-calf in length.
- Bare midriffs, openings in the skirt in the front, side or back, pants, jeans, or jumpsuits are not permitted.
- Floats are not permitted.
- The breast area must be covered and have no see-through fabric on this area. (See IA (Intimacy area) in Champ diagram).
- Champ diagram).
- High cut panties, tangas / thongs, skin coloured panties, or see through panties are not permitted. (See IAs in Champ diagram).

Gentlemen:

Standard:

- competition style outfits are not permitted at these levels;
- jacket or a plain black or navy vest or cardigan (No studio or club logos allowed);
- long sleeved white or black shirt;
- black tie or bow tie;
- suitable trousers - no jeans or leather pants;

Latin:

- Competition style outfits are not permitted.
- Long sleeved white or black shirt and a plain black or navy vest or cardigan (studio or club logos not permitted) or a long sleeved plain black turtle neck.
- Suitable trousers - no jeans or leather pants.
- Black tie is optional.
- Sequins, diamante, rhinestones, or similar decorations on the dance wear are not permitted.

Hairstyles and Jewelry:

- Decoration in the hair involving light effects are not permitted.
- Decoration jewelry involving light effects is not permitted.
- Males with long hair must wear their hair in a ponytail.

5.02 SILVER, GOLD, PRE-CHAMPIONSHIP, AND CHAMPIONSHIP - Standard and Latin.

See Dress Code Charts Below.

Some Regions may elect to have costumes optional in Silver, and/or Gold Level. Please check before competing outside your Region.

DSBC and DAA: optional in Silver and Gold but both members of the partnership must either be in costume or both in the dress code described under this Rule 5.02 (not a mixture of the two dress codes).

DSAB: optional in Silver but both members of the partnership must either be in costume or both in the dress code described under this Rule 5.02 (not a mixture of the two dress codes).



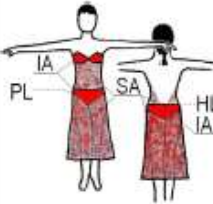
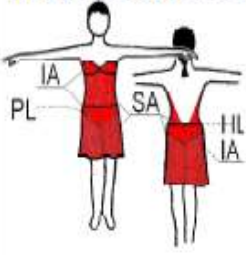
OADA and DSQ: costumes mandatory in Silver and higher.


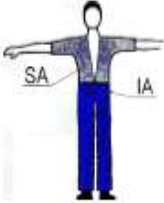
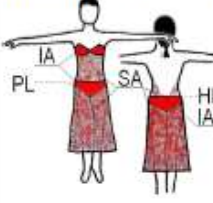
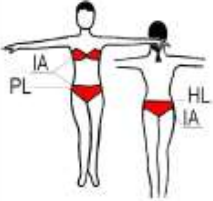
All Levels:

Hairstyles:

- Gentlemen: if the hair is long it has to be worn in a ponytail.

1. DANCE DRESS – Only Allowed

Partner Disc.	Male		Female	
	Standard	Latin	Standard	Latin
RULE 5.01 Youth/ Adult 1, 2,3 Beginner to Bronze	<p>W or B LS shirt Bo vest Bo trousers W/Bo tie/bow tie</p> 	<p>W or B LS shirt Bo vest or black turtleneck Bo trousers W/Bo tie/ bow tie(optional)</p> 	<p>No competition dress, Any decorations – NA Two piece dresses NA</p> 	<p>No competition dress, Any decorations NA Two piece dresses NA</p> 

RULE 5.02 Youth, Adult 1,2,3 Silver to Champ	 <p>B Jacket suit (B trousers B jacket Either W shirt B tie Or W tail shirt W bow tie)</p> <p>B Tail suit (B trousers B tails W waistcoat W tail shirt W bow tie)</p>	<p>C Shirt/Top CnS trousers</p> 	<p>C Competition dress two piece dresses NA two piece dresses NA</p> 	<p>C Competition dress Top and trunk must not be only bikini</p> 
--	---	---	--	--

Schedule H - Syllabus for Competitions (All Age Categories)

1. For International Competition:
 - a. Newcomers use Beginners syllabus.
 - b. Pre-Bronze use up to and including Pre-Bronze.
 - c. Bronze use syllabus up to and including Bronze.
 - d. Silver use syllabus up to and including Silver.
 - e. Gold use syllabus up to and including Gold.

NOTE: DSAB does not recognize a Gold Star competition level. See Schedule A, Rule 4.

Schedule H - Syllabus for Competitions (All Age Categories)

International Style Standard Syllabus

WALTZ

BEGINNERS

1. Closed Changes
2. Natural Turn
3. Reverse Turn
4. Natural Spin Turn
5. Whisk
6. Chasse from PP

PRE BRONZE

7. Closed Impetus
8. Hesitation Change
9. Outside Change

BRONZE

10. Reverse Corte
11. Back Whisk
12. Basic Weave
13. Double Reverse Spin
14. Reverse Pivot
15. Back Lock
16. Progressive Chasse to Right

SILVER

17. Weave from PP
18. Closed Telemark
19. Open Telemark and Cross Hesitation
20. Open Telemark and Wing
21. Drag Hesitation
22. Open Impetus and Cross Hesitation
23. Open Impetus and Wing
24. Outside Spin
25. Turning Lock

GOLD

26. Left Whisk
27. Contra Check
28. Closed Wing
29. Turning Lock to Right
30. Fallaway Reverse and Slip Pivot
31. Fallaway Whisk
32. Hover Corte

TANGO

BEGINNERS

1. Walk
2. Progressive Side Step
3. Progressive Link
4. Closed Promenade
5. Rock Turn

PRE BRONZE

6. Open Reverse Turn, Lady Outside
7. Back Corte
8. Open Reverse Turn, Lady in Line
9. Progressive Side Step Reverse Turn

BRONZE

10. Open Promenade
11. Left Foot and Right Foot Rocks
12. Natural Twist Turn
13. Natural Promenade Turn

SILVER

14. Promenade Link
15. Four Step
16. Back Open Promenade
17. Outside Swivels
18. Fallaway Promenade
19. Four Step Change
20. Brush Tap

GOLD

21. Fallaway Four Step
22. Oversway
23. Basic Reverse Turn
24. The Chase
25. Fallaway Reverse and Slip Pivot
26. Five Step
27. Contra Check

FOXTROT

PRE BRONZE

1. Feather Step
2. Three Step
3. Natural Turn
4. Reverse Turn (incl. Feather Finish)
5. Closed Impetus and Feather Finish

BRONZE

6. Natural Weave
7. Change of Direction
8. Basic Weave

SILVER

9. Closed Telemark
10. Open Telemark and Feather Ending
11. Top Spin
12. Hover Feather
13. Hover Telemark
14. Natural Telemark
15. Hover Cross
16. Open Telemark, Natural Turn, Outside Swivel and Feather Ending
17. Open Impetus
18. Weave from PP
19. Reverse Wave

GOLD

20. Natural Twist Turn
21. Curved Feather to Back Feather
22. Natural Zig-Zag from PP
23. Fallaway Reverse and Slip Pivot
24. Natural Hover Telemark
25. Bounce Fallaway with Weave Ending

VIENNESE WALTZ

BRONZE

1. Closed Changes Forward, Natural and Reverse
2. Natural Turn
3. Reverse Turn

SILVER

4. Closed Changes Backward, Natural and Reverse

GOLD

5. Reverse Fleckerl
6. Natural Fleckerl
7. Contra Check

QUICKSTEP

BEGINNERS

1. Quarter Turn to R
2. Heel Pivot (Quarter Turn Left)
3. Progressive Chasse
4. Forward Lock
5. Natural Spin Turn

PRE BRONZE

6. Natural Turn
7. Natural Pivot Turn
8. Natural Turn with Hesitation
9. Chasse Reverse Turn
10. Closed Impetus
11. Back Lock
12. Reverse Pivot
13. Progressive Chasse to R

BRONZE

14. Tipple Chasse to R
15. Running Finish
16. Zig-Zag Back Lock and Running Finish
17. Cross Chasse
18. Change of Direction
19. Natural Turn and Back Lock
20. Double Reverse Spin

SILVER

21. Quick Open Reverse
22. Fishtail
23. Running Right Turn
24. Four Quick Run
25. V6
26. Closed Telemark

GOLD

27. Cross Swivel
28. Six Quick Run
29. Rumba Cross
30. Tippy to R & L
31. Hover Corte

For DSAB sanctioned competitions:

Newcomers: use Beginners syllabus

Pre-Bronze: use up to and including Pre-Bronze

Bronze: use up to and including Bronze

Silver: use up to and including Silver

Gold: use up to and including Gold

References:

- The Ballroom Technique, ISTD
- The Viennese Waltz, Harry Smith Hampshire

Schedule H - Syllabus for Competitions (All Age Categories)

International Style Latin Syllabus

CHA CHA

BEGINNERS

1. Basic Movements (Closed, Open and In Place)
2. New York (Left and Right Side)
3. Spot Turns to Left or Right (Including Switch and Underarm Turns)
4. Shoulder to Shoulder Left Side & Right side
5. Hand to Hand (Right and Left side position)

PRE BRONZE

6. Three Cha Cha Chas (Forward and Back)
7. Side Steps (to Left and Right)
8. There and Back
9. Time Steps

BRONZE

10. Fan
11. Alemana
12. Hockey Stick
13. Natural Top
14. Natural Opening Out Movement
15. Closed Hip Twist

SILVER

16. Fan (Development)
17. Open Hip Twist
18. Reverse Top
19. Opening Out from Reverse Top
20. Aida
21. Spiral Turns (Spiral, Curl and Rope Spinning)
22. Cross Basic
23. Cuban Breaks (including Split Cuban Breaks)
24. Chase

GOLD

25. Alemana Right to Right Hand Hold to Advanced Hip Twist (Development)
26. Advanced Hip Twist
27. Hip Twist Spiral
28. Turkish Towel
29. Sweetheart
30. Follow My Leader
31. Foot Changes

RUMBA

BEGINNERS

1. Basic Movements (Closed-Open-In Place-Alternative)
2. Cucarachas (Left foot and Right foot)
3. New York to Left and Right Side
4. Spot Turns to Left and Right (incl. Switch and Underarm Turns)
5. Shoulder to Shoulder
6. Hand to Hand (To Right and Left Side)

PRE BRONZE

7. Progressive Walks forward or back
8. Side Steps (to Left and Right)
9. Cuban Rocks

Rumba (continued)

BRONZE

10. Fan
11. Alemana
12. Hockey Stick
13. Natural Top
14. Opening Out to Right and Left
15. Natural Opening Out Movement
16. Closed Hip Twist

SILVER

17. Fan (Development)
18. Open Hip twist
19. Reverse Top
20. Opening Out From Reverse Top
21. Aida
22. Spiral Turns (Spiral-Curl and Rope Spinning)

GOLD

23. Progressive Walks fwd in R shadow Position (Kiki Walks).
24. Alemana with R hand hold to Advanced Hip Twist Development
25. Sliding Doors
26. Fencing
27. Three Threes
28. Three Alemanas
29. Hip Twists (Advanced - Continuous-Circular)

JIVE

BEGINNERS

1. Basic in Place
2. Fallaway Rock
3. Fallaway Throwaway
4. Link
5. Change of Places Right to Left
6. Change of Places Left to Right

PRE BRONZE

7. Change of Hands Behind Back
8. Hip Bump (Left Shoulder Shove)
9. Change of Places Right to Left With Change of Hands
10. Change of Places Left to Right With Change of Hands

BRONZE

11. American Spin
12. The Walks
13. Stop and Go
14. Mooch
15. The W hip
16. Whip Throwaway

SILVER

17. Flick (or Point) Ball Change-Hesitation (fwd or back)
18. Reverse Whip
19. Windmill
20. Spanish Arms
21. Rolling Off Arm
22. Simple Spin
23. Miami Special

GOLD

24. Curly Whip
25. Shoulder Spin
26. Toe Heel Swivels

JIVE (continued)

27. Chugging
28. Chicken Walks
29. Catapult
30. Stalking Walks, Flicks and Break

PASO DOBLE

BEGINNERS

1. Sur Place
2. Basic Movement
3. Chasses to Right & Left (Including elevations)
4. Drag
5. Displacement (also Attack)
6. Promenade Link (Also Promenade Close)

PRE BRONZE

7. Promenade
8. Ecart (Fallaway Whisk)
9. Separation
10. Separation with Lady's Caping Walks

BRONZE

11. Fallaway Ending to Separation
12. Huit
13. Sixteen
14. Promenade and Counter Promenade
15. Grand Circle
16. Open Telemark

SILVER

17. La Passe
18. Banderillas
19. Twist turn
20. Fallaway Reverse Turn
21. Coup de Pique
22. Left Foot Variation
23. Spanish Lines
24. Flamenco Taps

GOLD

25. Syncopated Separation
26. Traveling Spins from PP
27. Traveling Spins from CPP (No syncopation)
28. Fregolina (also Farol)
29. Twists
30. Chasse Cape (including Outside Turn)

SAMBA

BEGINNERS

1. Basic Movements - Natural and Reverse, Side and Progressive
2. Whisks (also with Lady's Underarm Turn)
3. Samba Walks in Prom. Position
4. Rhythm Bounce
5. Traveling Voltas to Right and Left (facing - no turn)

PRE BRONZE

6. Traveling Bota Fogos Forward
7. Criss Cross Bota Fogos (Shadow Bota Fogos)
8. Samba Walks (Side and Stationary)

SAMBA (continued)

BRONZE

9. Traveling Bota Fogos Back
10. Bota Fogos to PP and CPP
11. Criss Cross Voltas
12. Solo Spot Volta
13. Foot Changes 1 & 2
14. Shadow Traveling Voltas
15. Reverse Turn
16. Corta Jaca
17. Closed Rocks

SILVER

18. Foot Changes 1-2-3-4-8
19. Open Rocks
20. Back Rocks
21. Plait
22. Rolling off the Arm
23. Argentine Crosses
24. Maypole
25. Shadow Circular Volta

GOLD

26. Foot Changes 1 to 8
27. Contra Bota Fogos
28. Roundabout
29. Natural Roll
30. Reverse Roll
31. Promenade and Counter Promenade Runs
32. Three Step Turn
33. Samba Locks
34. Cruzados Walks and Locks

For DSAB sanctioned competitions:

Newcomers: use Beginners syllabus

Pre-Bronze: use up to and including Pre-Bronze

Bronze: use up to and including Bronze

Silver: use up to and including Silver

Gold: use up to and including Gold

Arms: No restrictions. The use of arms should be rhythmical and suit the figure and the dance.

Please note: In syllabus competitions IDTA styling or foot positions may be used

References:

- ISTD Manuals
- ISTD Popular Variations

Schedule H - Syllabus for Competitions (All Age Categories)

American Style Smooth Syllabus

Please refer to the Canadian DanceSport Federation website: www.canadiandancesportfederation.org.

American Style Rhythm Syllabus

Please refer to the Canadian DanceSport Federation website: www.canadiandancesportfederation.org.

Schedule I - Formation Team Competitions

For Schedule I - Formation Team Competitions, please refer to our website: www.dancesportalberta.org.

Schedule J - Complaints Committee

For Schedule J - Complaints Committee, please refer to our website: www.dancesportalberta.org.

